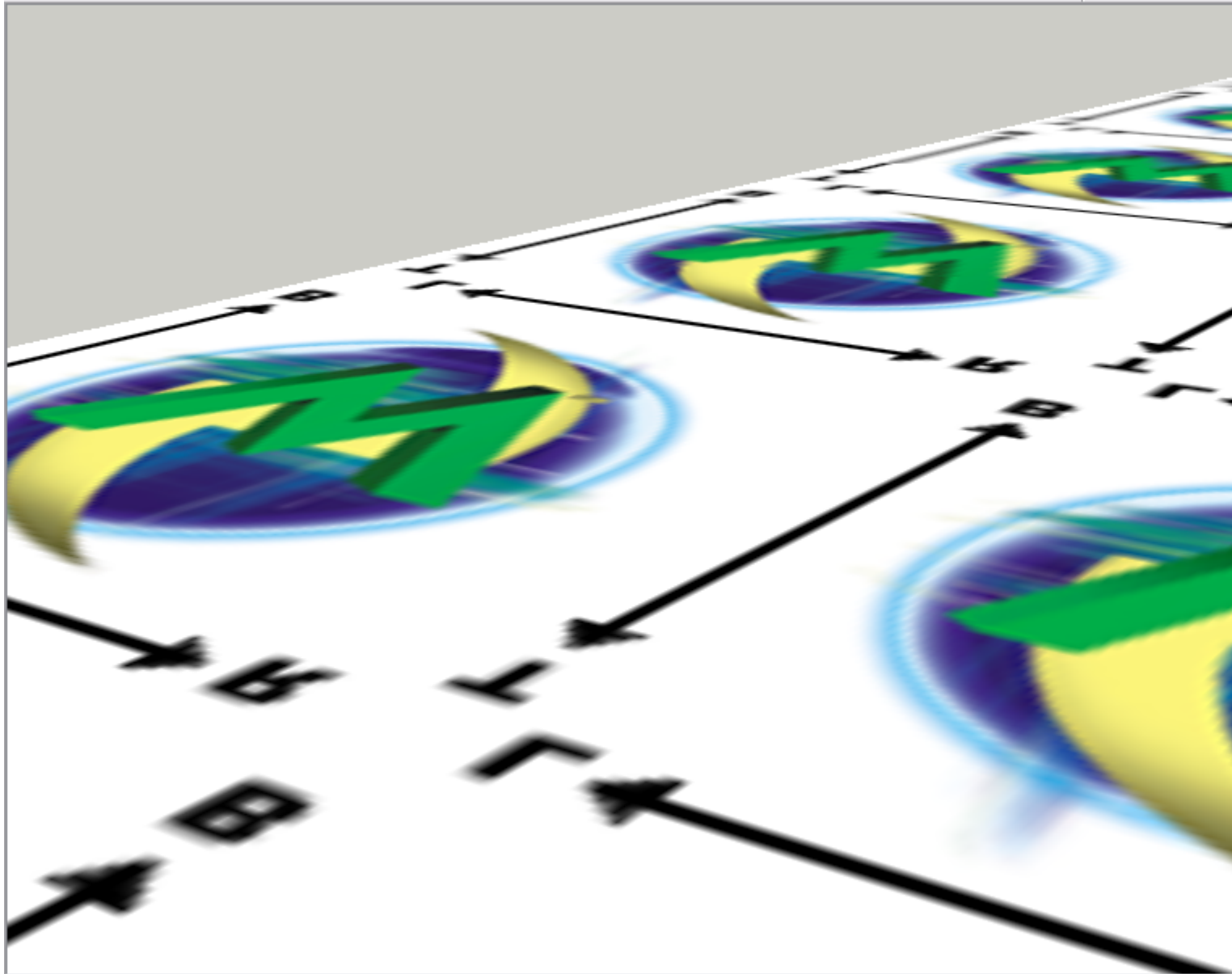
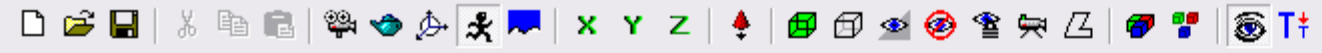

Subject: Walk around Mode in LE
Posted by [The Party](#) on Fri, 15 May 2009 15:58:50 GMT
[View Forum Message](#) <> [Reply to Message](#)

Okay why is it when I go into walk around mode nothing happens it just sits there and says this:


then when I hit Esc I get this:

File Attachments

1) [help1.PNG](#), downloaded 578 times



TimeManager::Update: warning, frame 18 was slow (2985 ms)
Targa: Failed to open file "C:\Program Files\RenegadePublicTools\LevelEdit\Tutorial\Heightfield\DIRT_01.TGA"
DirectInput: Init



Ready

Tutorial



2) [help2.PNG](#), downloaded 576 times

[View Forum Message](#) <> [Reply to Message](#)

press f8 then hit the windows key

Subject: Re: Walk around Mode in LE
Posted by [ErroR](#) on Fri, 15 May 2009 16:13:09 GMT
[View Forum Message](#) <> [Reply to Message](#)

Gen_Blacky wrote on Fri, 15 May 2009 19:09press f8 then hit the windows key
or press F8, then press Esc then f8 again

Subject: Re: Walk around Mode in LE
Posted by [The Party](#) on Fri, 15 May 2009 18:03:24 GMT
[View Forum Message](#) <> [Reply to Message](#)

Thank you this solved my problem, but why did it not work when I just clicked on the running man
on the toolbar.

Subject: Re: Walk around Mode in LE
Posted by [mr£ÄŞÄ-z](#) on Sun, 17 May 2009 21:12:38 GMT
[View Forum Message](#) <> [Reply to Message](#)

only clicking ESC one time is enough
